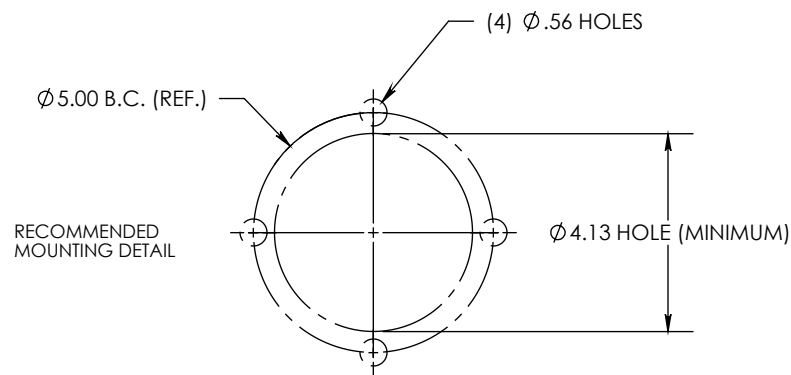
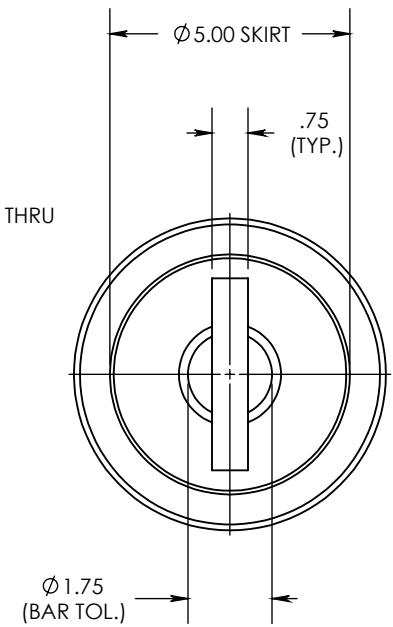
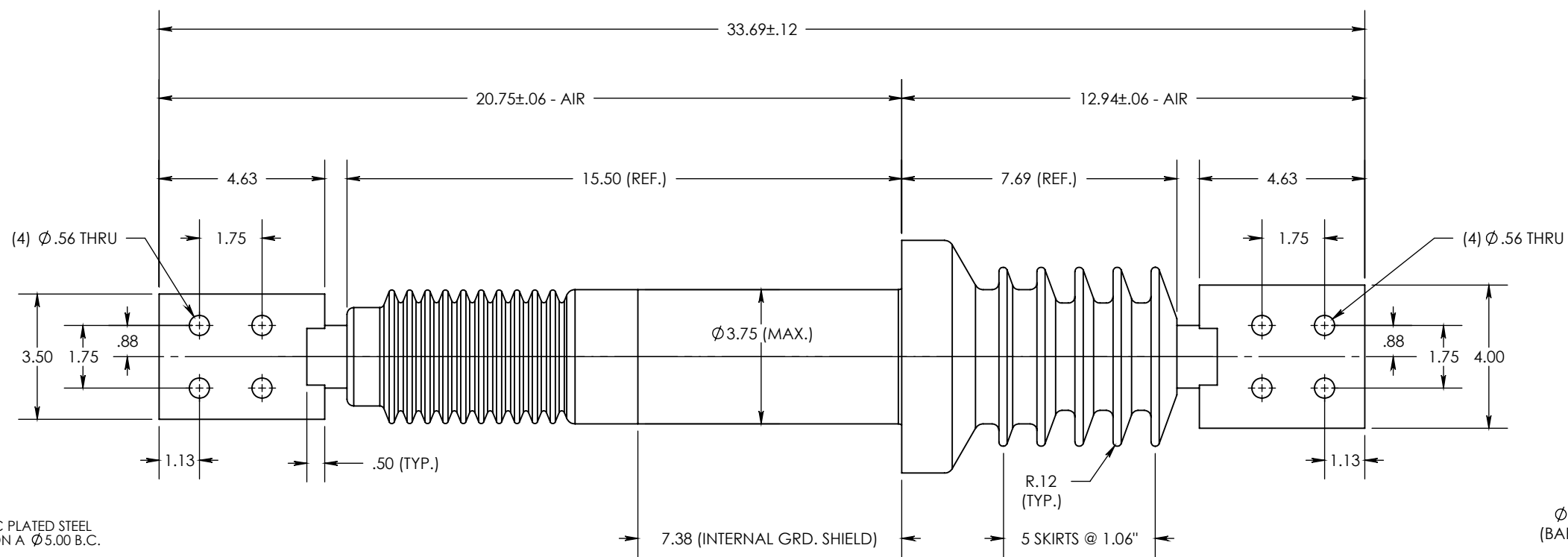


(4) 1/2-13 UNC X .75 DP, ZINC PLATED STEEL INSERTS, EQUALLY SPACED ON A Ø 5.00 B.C.
 (MOUNTING INSERTS ARE COMMON WITH INTERNAL GROUND SHIELD)

Ø 6.00 O.D. X Ø 3.75 I.D. X .09 DP GASKET RETAINING GROOVE



NOTES:


1. ALL CONTACT SURFACES TO BE CLEAN & FREE FROM FLASH

MATERIAL:

1. E07 - CYCLOALIPHATIC EPOXY (U.V. EXPOSED), COLOR: GREY
 2. HD ETP C11000 GRADE COPPER, SILVER PLATED

SPECIFICATIONS:

1. MANUFACTURED IN ACCORDANCE WITH IEC 137-1995, CAN/CSA-C88.1-96, IEEE C57.19.01-1991
2. RATED VOLTAGE 15kV
3. POWER FREQUENCY WITHSTAND 50kV
4. BASIC IMPULSE LEVEL 110KV
5. NOMINAL CURRENT RATING 2000 AMPS
6. CREEP DISTANCE 15.75"/400 mm (27 mm/kV)
7. TEMPERATURE CLASSIFICATION..... -50°C TO +105°C
8. WEIGHT (APPROXIMATE) 43.5 lbs (19.8 kg)



H-J INTERNATIONAL, INC.
 3010 HIGH RIDGE BLVD, HIGH RIDGE, MO. 63049 USA
 PHONE 1-636-677-3421 FAX 1-636-376-1915

POWER APPARATUS BUSHING

15kV / 2000A

DRAWING NO. **20-300-300**

SCALE **1:4** SIZE **B** REV. SHEET **1** OF **1**

PROPRIETARY AND CONFIDENTIAL THE INFORMATION CONTAINED IN THIS DRAWING IS THE SOLE PROPERTY OF H-J INTERNATIONAL, INC. ANY REPRODUCTION IN PART OR AS A WHOLE WITHOUT THE WRITTEN PERMISSION OF H-J INTERNATIONAL, INC. IS STRICTLY PROHIBITED. BREAK ALL SHARPS UNLESS OTHERWISE NOTED	TOLERANCES (EXCEPT AS NOTED)	
	ONE PLACE MM	±1.50
	TWO PLACE MM	±0.75
	TWO PLACE DEC.	±.060
	THREE PLACE DEC.	±.030
FRACTIONS	± 1/16"	
ANGLES	2°	

APPROVED BY	DB	DATE	6-17-03
CHECKED BY	RM	DATE	6-17-03
DRAWN BY	DB	DATE	6-11-03
TOOL NO.	T20-300-3		
PRODUCT GRP.	2000 SERIES		